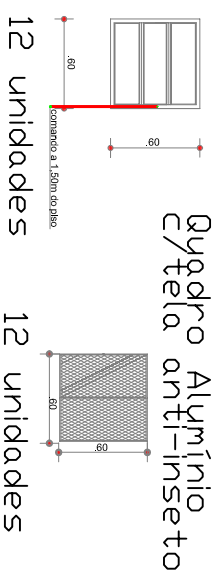
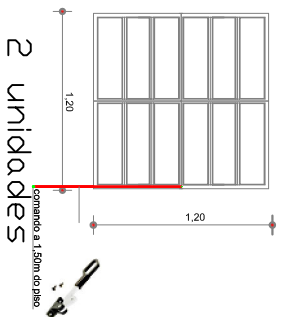


Janelas basculantes em alumínio - Série 25

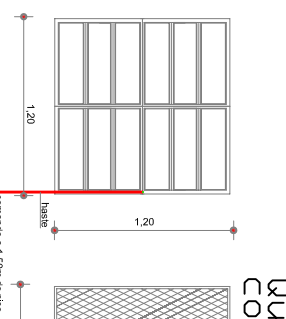
JB03- Janela basculante em Alumínio



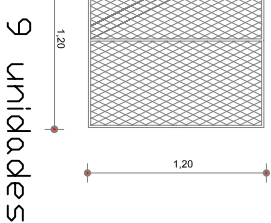
JB02- Janela basculante em Alumínio



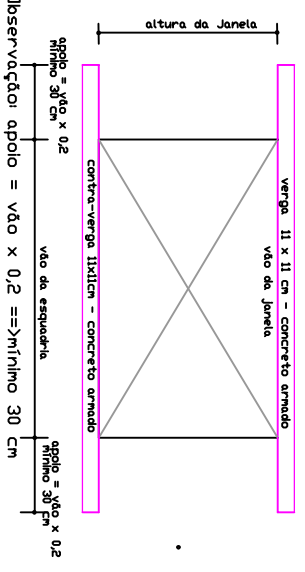
JB01- Janela basculante alumínio em Alumínio



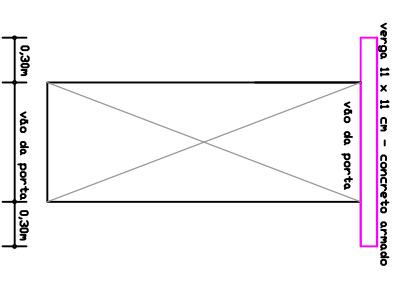
Quadro Alumínio com tela anti-inseto



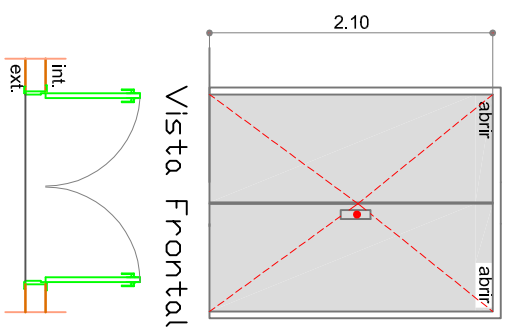
VERGA e CONTRA-VERGA PARA JANELAS



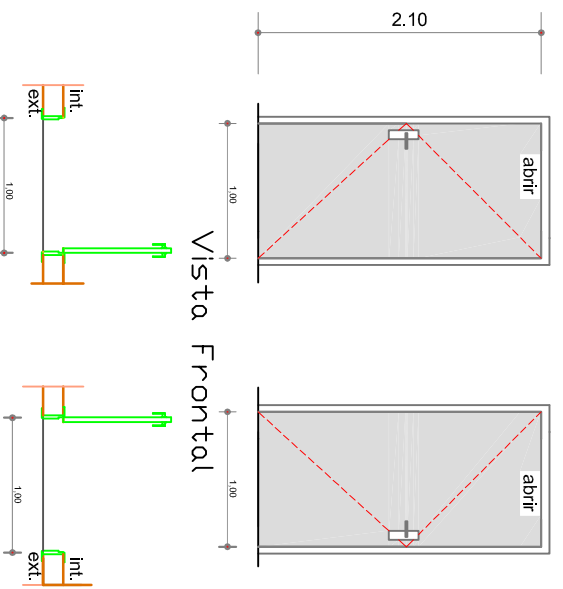
VERGA PARA PORTAS



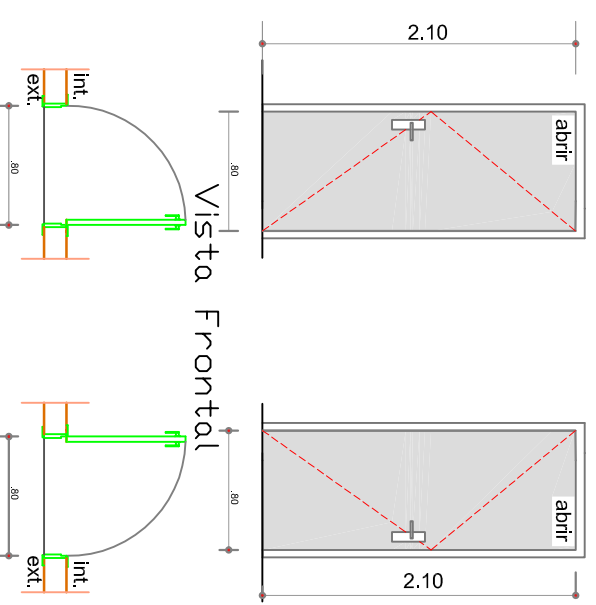
PA01 - Porta em Alumínio chilsa c/molas hidráulicas 2 folhas x 0,70m x 2,10m



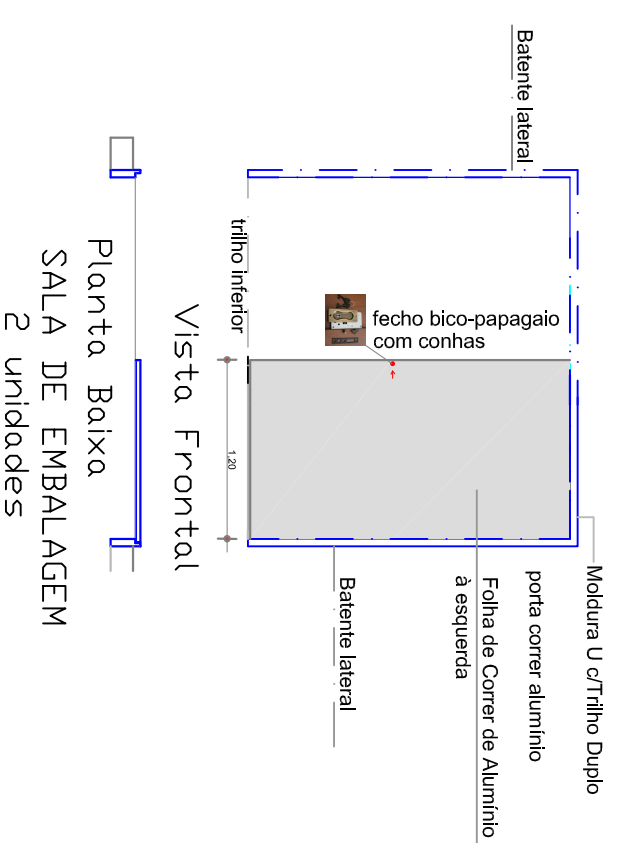
PA02 - Porta de Alumínio 1,00m x 2,10m 2 unidades (1 direita + 1 Esquerda)



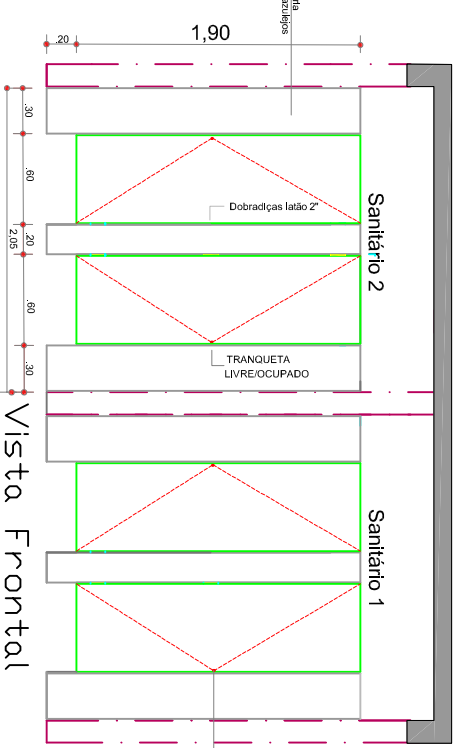
PA03 - Porta de Alumínio 0,80m x 2,10m 6 unidades (3 direita + 3 Esquerda)



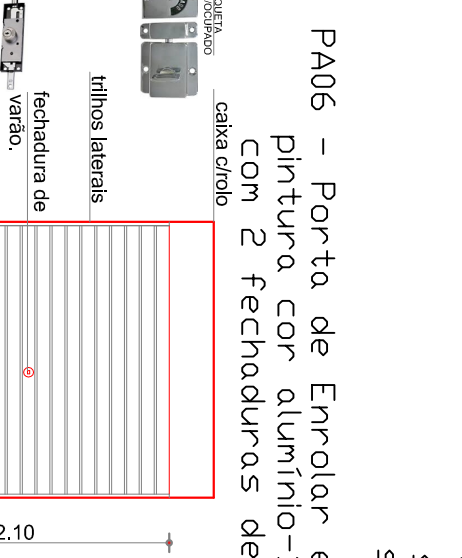
PA04-Porta de Correr Alumínio 1,20m x 2,10m



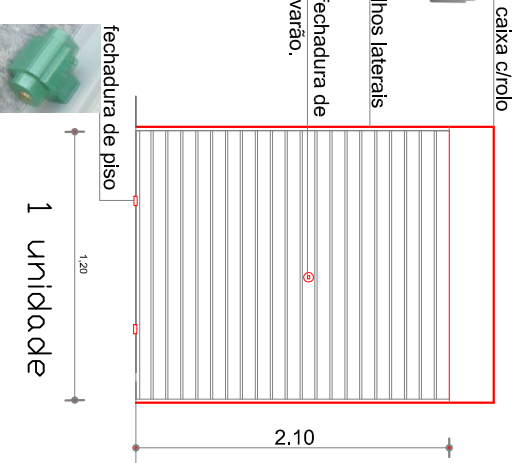
Entrada Sala da Produção 1 unidade



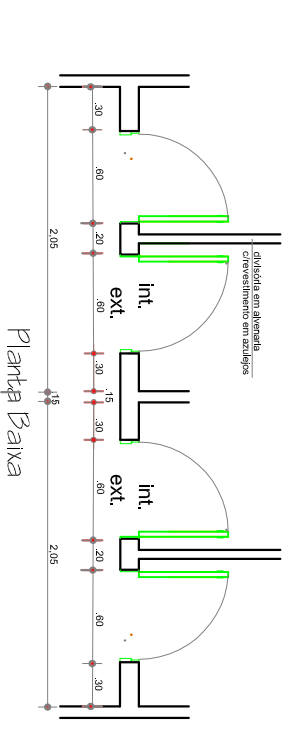
Depósito de Insumos



PA06 - Porta de Enrolar em Aço Galvanizado pintura cor alumínio-1,80m x 2,10m com 2 fechaduras de piso



Planta Baixa vestiário 1 sanitário 2 sala da produção (fundos)



AÇÃO TERRA SOL
IMPLANTAÇÃO DE PADARIA COMUNITÁRIA
Projeto Padrão

RESPONSÁVEIS TÉCNICO PELO PROJETO:

Amilton R. Abella
Engº Civil - CREA 008558/R5
Clodoir Oliveira da Silva
Engº Civil - CREA 124.413/R5

PRANCHA:

09

ESQUADRIAS

ESCALA: 1: 100
DATA: Set.2013
revisão: 08/2016
DESENHO: A.R.A.